

MICHIGAN DESIGN CENTER @Home



THE CHEF'S KITCHEN | ANTIQUE MAVEN | WHO'S COUNTING?

MICHIGAN DESIGN CENTER
@home contents



Photo by Laura McCaffery

3 SETTING THE TABLE

See all 34 designer-created tabletop displays from MDC's The Modern Table event.

21 COMFORTABLE & COZY

Warm up with these cozy chambers by four top designers.



Photo courtesy of Baker | McGuire

30 SIDE EFFECTS

More than mere drink holders—these side tables infuse living spaces with character and sophistication.

34 ENTERTAINER'S DELIGHT

Scavolini Store Detroit designs the ultimate chef's kitchen for this Ann Arbor home.

44 LIVING WITH ANTIQUES

Designer Anne Strickland shares her philosophy on infusing antiques and vintage pieces into interiors.



Photo by Jesse David Green

51 STORAGE IN STYLE

California Closets Michigan crafts a functional and stunning storage plan for a young family of five.

60 BY THE NUMBERS

Numbers hold more significance than you might think. Discover fascinating facts about these MDC favorites.

Setting the Table

Michigan Design Center welcomed the holiday entertaining season in style during The Modern Table event on Friday, November 3.





Read on for a full recap of this building-wide, open house event that featured 34 one-of-a-kind designer tabletop displays, including the one on the previous page titled, “Champagne Problems” by *Carrie Long Interiors* in the **Tennant & Associates** showroom.



CRYSTAL GARDEN GALA
Stacy Moore, Stacy Moore Designs
Lighting Resource Studio, Suite 18

The “Crystal Garden Gala” tablescapes shines bright. Wedding cake, crystal, china, white, silver, and gold elements, elegant linen napkins with decorative rings, and greenery add sophistication to this table setting.

Resources: **Lighting Resource Studio**; **Designer Furniture Services + Fabrics**;
Designer’s Personal Collection



PEOPLE'S CHOICE WINNER

A SEASON OF GRATITUDE: AN INTIMATE DINNER WITH FRIENDS | Arthur White & Loretta Crenshaw
Decoroom, Suite 19

This warm, elegant, and inviting table juxtaposes the elegance of fine dining found in the gold encrusted dinner plates, gold rimmed glasses, dragon knife rests, monogrammed napkins with the natural elements found in the burlap tablecloth trimmed in fringe, fruits, and vegetables.

Resources: **Decoroom**; Designer's Personal Collection



1001 NIGHTS
Karolina Wasiolek & Renée McBride, DFS Team
Designer Furniture Services + Fabrics, Suite 22

Grab a comfy cushion and relax at this free-spirited and globally inspired table that incorporates an eclectic mix of colors, textures, and patterns to foster a very low key, yet highly enjoyable experience. Pass the grapes!

Resources: **Designer Furniture Services + Fabrics**; Designer's Personal Collection



FABBOLOUS FEEDING FEST
Karolina Wasiolek & Renée McBride, DFS Team
 Designer Furniture Services + Fabrics, Suite 22

This 'Clowning Around' themed table is perfect for bringing children of all ages together to enjoy the Halloween festivities. How will the mischievous clowns entice you to stay seated and enjoy the meal?

Resources: **Designer Furniture Services + Fabrics**; Designers' Personal Collection

WINTER WONDERLAND
Shelley Knudson & Kali Weber,
Chatham House Interior Design
 Chatham House Lifestyle Gallery,
 Suite 27

Escape the winter blues and feel oh-so-cozy dining at this table complete with white fur throws, tabletop fireplaces, black, white, and gray pottery dishware, and unexpected black and gray swirl glassware.

Resources: **Chatham House Lifestyle Gallery**; Designer's Personal Collection





A FRENCH GARDEN GATHERING
Phyllis Whitehead, Fifi & Coco Interiors
Fifi & Coco Interiors, Suite 28

Leave the hustle and bustle of city life behind and whisk away to this French garden escape inspired by the picturesque countryside of rural France. Enjoy the rustic elegance and dine amid nature with friends in this serene setting.

Resources: **Fifi & Coco Interiors**; Designer's Personal Collection



DETROIT ARTISTS -
SKILLS OF PAINTING
Cristine Sankbeil,
TRA Staff
TRA Art Group, Suite 29

TRA Art Group celebrates the creativity and hard work of artists everywhere with this art-themed tabletop display that showcases the beauty of the creative process.



FIRE + ICE | BICOASTAL
Scavolini Store Detroit, Suite 37

A classic “Fire + Ice” moment in every sense of the phrase. From one to the next, these three classic, timeless designs enhance today’s modern table.

Resources: **Scavolini Store Detroit; City Lights Detroit; Designer Group Collection;** Designers’ Personal Collection

SCARLETT DREAMS
Sara Filthaut, KayBrook Designs
Baker | McGuire, Suite 60

This table was designed with specific colors and textures to create an elegant backdrop for an evening guests won’t forget.

Resources: **Baker | McGuire;** Designer’s Personal Collection





**TRADITIONAL LUXURY | Paige Loperfido, Decor & More Designs
Baker | McGuire, Suite 60**

Traditional fall colors combine with luxe accessories to amplify the overall aesthetic of this timeless tablescape. Modern finishes alongside natural elements provide a balanced feel that will inspire holiday guests for years to come.

Resources: **Baker | McGuire; CAI Designs; The Ghiordes Knot; Kravet; Schumacher; Designer's Personal Collection**



**THE ART OF
CONVERSATION
Kelly Bee Mangion &
Doreen Hunter, ASID
Michigan Chapter
Baker | McGuire, Suite 60**

Let's put a stop to the constant beeps and buzzes of our devices and have a genuine conversation with each other, free from the distractions of technology.

Resources: **Baker | McGuire; Designer's Personal Collection**



CHAMPAGNE PROBLEMS | Carrie Long, Carrie Long Interiors
 Tennant & Associates, Suite 61

Showcasing both elegance and chaos, this vignette tells the story of four ladies gathering at a beautiful tea party ending in mischief. Spilled berries, half-eaten macarons, and empty bottles of champagne can be seen alongside beautiful china and custom-made chairs inspired by high fashion.

Resources: **Tennant & Associates**; Designers' Personal Collection

MODERN TEA PARTY
Jennifer Asmar, Asmar Interiors
 Tennant & Associates, Suite 61

This modern tea party is a sight to behold, featuring a stunning collection of vintage Bodum mugs and gorgeous fabrics and trim from Kirkby by the Romo Group, Samuel & Sons, and Jim Thompson.

Resources: **Tennant & Associates**;
 Designer's Personal Collection





BOUGIE BOOK CLUB
Ruth Casper, Ruth
Casper Design Studio
CAI Designs, Suite 82

Friends, champagne, and books are all a girl needs for a Bougie Book Club meeting at MDC.

Resources: **CAI Designs;**
Designer's Personal
Collection



**SOME ENCHANTED
EVENING...**
Joel Baird, Baird Design
Group
The Ghiordes Knot, Suite 90

This fantasy tablescape, set up for an intimate dinner for two, was inspired by the rich jewel tones of the traditional designed rug. Included are many layers of organic florals, colors, and textures.

Resources: **The Ghiordes Knot;**
**Pindler; E.W. Kitchens; Ann
Sacks;** Designer's Personal
Collection





PLACES & SPACES: A MODERN SETTING

Anahi Hollis, Anahi Hollis Design

Ann Sacks, Suite 91

The traditional fabric tablecloth has been reimagined, using tiles to create a textural landscape with a built-in table setting. This unique modern table incorporates a mosaic of tiles in various shapes and sizes, showcasing the versatility and functionality of tile.

Resources: **Ann Sacks; Kravet;** Designers' Personal Collection

WONDER & SPICE

Joanne Ledbetter, Joanne

Ledbetter Design

E.W. Kitchens, Suite 93

Not your typical arrangement, but a visual dessert for the senses. Showcasing local ceramic artist Nancy Seavitt's whimsical creation, you will leave behind the common, and get caught up in the unexpected!

Resources: **E.W. Kitchens;** Designer's Personal Collection





**ROARING TWENTIES
ELEGANCE: A GATSBY-
INSPIRED TABLESCAPE**
Tracy Picmann, Tracy
Picmann Interior Design
E.W. Kitchens, Suite 93

Let the dried florals transport you to a whimsical world of charm and 1920s elegance. The simple china grounded with neutral chargers creates a solid base for the soft bohemian fabric that adds an air of carefree romance. And don't forget about the modern candlesticks that add height and drama.

Resources: **E.W. Kitchens;**
Designer's Personal Collection



**HARMONY IN HUES:
EXPLORING THE
SIGNIFICANCE OF BLUE
AND ORANGE**
E.W. Kitchens Staff
E.W. Kitchens, Suite 93

This artful display melds hints of Asian culture with the vibrant symbolism of blue and orange hues. The deep blues symbolize wisdom, depth, and introspection while the vibrant oranges evoke energy, enthusiasm, and joy.

Resources: **E.W. Kitchens;**
Designer's Personal Collection

PEARL OF YOUR DREAMS
Wendy Arabo, RMR
Interiors
Cercan Tile, Suite 94

Often referred to as 'Jewel of the Sea,' when used in a mosaic Mother of Pearl adds a touch of elegance and intrigue with its luminescent color tones and hues.

Resources: **Cercan Tile**; **The Ghiordes Knot**; Designer's Personal Collection



ELEGANT EVENING
Merien Daka, Merien Daka
Design Group
City Lights Detroit, Suite 98

Ralph Lauren's Daniela Chandelier provides a warm glow over this elegant table setting featuring a classic houndstooth patterned dinnerware set.

Resources: **City Lights Detroit**; Designer's Personal Collection





HARVEST BY HOLMES

Penny Heideman & Candy Welch, Interiors By Holmes
 Beaver Tile & Stone, Suite 101

There may be a few nuts at this table (just like your family), but there's plenty of space for everyone! Pull up a seat and celebrate the beauty of fall at this large, festive table where everything is mixed perfectly to coordinate and work well.

Resources: **Beaver Tile & Stone**; Designer's Personal Collection



NOEL IN PARIS

Haley Kiarash, KIA
 Interior Design
 KIA Interior Design,
 Suite 102B

Step into a world of French style, with elegant blue and winter hues that transport you to the streets of Paris and a French Winter Wonderland.

Resources: **The Ghiordes Knot**; **CAI Designs**; **City Lights Detroit**; Designer's Personal Collection

THE MAGIC OF FALL

Haley Kiarash, KIA
Interior Design
KIA Interior Design,
Suite 102B

“The Magic of Fall” table sets the stage for a memorable celebration where this enchanting setting features the rich and vibrant colors of Autumn, with golden yellows, deep oranges, and rustic browns that capture the essence of the season.

Resources: **Rita O’Brien Interiors**; Designer’s Personal Collection



HANDMADE HARVEST

Anne Strickland, Anne
Strickland Interiors
Anne Strickland Interiors &
Showroom, Suite 102C

Enjoy this warm setting for dining and entertaining using many hand-crafted pieces with an emphasis on detail and beauty.

Resources: **Anne Strickland Interiors & Showroom**; Designer’s Personal Collection





A TASTE OF KENTUCKY
Jenny Roush, Room
Service Interior Design
 Pindler, Suite 103

Enjoy a warm and cozy setting featuring a table made from a bourbon barrel, iron swivel stools with plush pillows covered in Pindler fabrics atop a hide rug with custom artwork.

Resources: **Pindler; CAI Designs; Room Service Interior Design; Rita O'Brien Interiors;** Designer's Personal Collection



THE BUZZ
Pindler Staff
 Pindler, Suite 103

Whether you're young—or young at heart—this playful and whimsical setting with timeless novelty prints of honey bees and ladybugs reminds us to savor the sweetness of life!

Resources: **Pindler; The Ghiordes Knot; Tennant & Associates;** Designer's Personal Collection



OUR FIRST NIGHT IN THE NEW HOUSE
Terry Ellis, Room Service Interior Design
 Room Service Interior Design, Suite 104A

Months of looking and hundreds of house tours later, we finally found our dream home! It's a great house that our designer will make even more perfect for us. For tonight though, we'll dine romantically at the coffee table, celebrate, and dream of what's to come.

Resources: **The Ghiordes Knot**; **CAI Designs**; **TRA Art Gallery**; **Pindler**; **Kravet**; Designer's Personal Collection

OVER THE TOP MODERN LUXE
Mia Johnson, Mia Johnson Home
 Kravet / Lee Jofa / Brunschwig & Fils,
 Suite 105

You may assume that "Over the Top Modern Luxe" implies extravagance, but it's a clever pun. The design features a literal over-the-top display designed to inspire people to create their own unique tablescapes.

Resources: **Kravet**; **Fifi & Coco Interiors**;
 Designer's Personal Collection





THE 313 | Jennifer McCann, Gardner Builders
Gardner Builders, Suite 106

The City of Detroit reflects the elegance and opulence of the Art Deco era, with a mix of modern and historic design. The dynamic mix of Motown’s musical heritage, vibrant street art, and legendary museums makes it a world-renowned hub for creativity and expression.

Resources: **Gardner Builders; Lighting Resource Studio; The Ghiordes Knot;** Designer’s Personal Collection



**MID-AUTUMN
AUBERGINE DREAM**
Sissy Yellen, Sissy Yellen
Living
Schumacher, Suite 110

A “Mid-Autumn Aubergine Dream” was inspired by the timeless use of motifs such as chintz, chinoiserie, and stripes—details rich in tradition such as bullion fringe, deep rattan, and hand forged metal.

Resources: **Schumacher;** Designer’s Personal Collection



LEOPARD MYTHS AND LEGENDS IN A SECRET GARDEN

Phyllis Whitehead, Fifi & Coco Interiors

Fifi & Coco Interiors, Suite 115

Experience the marriage of fashion and interiors with this wild tablescape inspired by Temperly x Romo. Embark on a magical discovery with luxurious weaves of leaping leopards and swinging monkeys.

Resources: **Tennant & Associates**; Designers' Personal Collection

IMPERIAL SPLENDOR MEETS CHINOISERIE

Phyllis Whitehead, Fifi & Coco Interiors

Fifi & Coco Interiors, Suite 115

Exquisite Schumacher fabrics complement the vintage early iconic Lynn Chase Jaguar Jungle dinnerware in this stylish table setting.

Resources: **Schumacher**;
Designer's Personal Collection



Comfortable & Cozy

Down comforters, warm fires, and intimate seating all come to mind when contemplating cozy living areas. Now that there's a chill in the air, you may be looking for ideas to warm up your own home. We think these spaces will have you ready to snuggle up.

By Tanya Zager Chisholm





A piece of art by Lisa Spindler is featured over a warm bouclé tete-a-tete, giving the space refined depth. Photograph by Martin Vecchio.

BOUTIQUE CHIC | AMW Design Studio

“The owners of this West Bloomfield home were looking for a bedroom with a boutique hotel-like atmosphere,” Amy Miller Weinstein of *AMW Design Studio* in Birmingham says. Important changes to the former suite included optimizing the layout and the addition of a laundry room. “The clients wanted to be able to enjoy a view of the lake when they woke up in the morning, so the bed was originally positioned to face the window,” she says. “They literally had no walking or wall space the way the bed was previously placed.” This in turn, necessitated a good-natured reminder. “A space is three dimensional, you don’t have to stare straight ahead to enjoy something, so I sometimes tease my clients and remind them that they can turn their heads to take in a view,” she jokes. To create a better flow, the designer placed the bed against the wall and framed it with a full-wall custom headboard—and a boucle tête-à-tête now offers a cozy space for the homeowners to cuddle up and enjoy their view with a cup of coffee in the morning.

To create a serene and comfortable atmosphere of your own, Weinstein suggests layering compatible fabrics with velvet, woven, and patterned textures. “And my approach is to usually stay monochromatic when doing that,” she notes. “It’s more about a texture story and less about a color story.” For this suite, the designer gravitated to a putty/stone palette.

When designing a space, Weinstein says that she has an overall scene in her mind’s eye. “I had a natural look in mind, and I was trying to suggest it without going overboard,” she says. “I try to distill the essence of the scene and look for ways to reinforce it when I put a room together.” One other important aspect to creating a comfortable atmosphere includes custom drapery for a perfect fit. “I really dislike off-the-rack drapes as a solution,” she laments. “I’d rather see them naked. Those types of drapes are like wearing an ill-fitting sweater. It may cover you up, but the arms may be too long or it’s too baggy.” The result culminated in a luxurious suite befitting any high-end hotel.

Headboard fabric: **Pindler**; Drapery fabric: **Tennant & Associates**



The homeowner wanted a space to call his own that reflected his interests and was infused with a bit of family history. Photograph by Hayden Stinebaugh.

GO WEST | Cynthia Evans Interiors

When Cynthia Evans, principal designer at Birmingham-based *Cynthia Evans Interiors*, was tasked with creating a warm, inviting environment for an avid outdoorsman and his family in Bloomfield Hills, she took inspiration from their love of the American West.

“For this particular space, the homeowner was looking for a masculine library, and wanted to incorporate family heirlooms such as his grandmother’s desk, antique books, and a table clock.” Evans says. To add distinction and comfort, the designer included modern pieces upholstered in rich velvets in lighter tones. “I added vintage needlepoint pillows to the sofa to infuse texture into this elevated, yet informal space,” the designer explains. “And the furniture is set as a conversation grouping in front of the fireplace giving the space a relaxed atmosphere.” Evans paid careful attention to the lighting in this office by layering the illumination cast from table lamps and recessed ceiling lighting on dimmers. “I really like to use 2,700 Kelvin LED lighting,” she says. “It gives interiors a softer ambiance.”



Warm wood tones contrasted by a light, natural palette, and plush furnishings balance the vaulted ceiling and massive stone fireplace. Photographs by Hayden Stinebaugh.

“I think mixing vintage and new décor adds personality – as opposed to everything being new – you get character without it being stodgy.”

Cynthia Evans

Located between the adjacent office and kitchen, this gathering space features a vaulted cedarwood ceiling and an incredible stone fireplace that served as the inspiration for this space. “Compared to the office, we flipped the palette where we have leather chairs and an area rug in dark brown hues and the velvet on the sofa is more saturated in color,” Evans says. Indoor/outdoor lanterns are a charming addition and provide a layer of lighting when the natural light doesn’t suffice. “A plush velvet sofa with pillows trimmed in brush fringe adds depth and coziness. They really love these spaces.”

(Office) Velvet sofa fabric: **Pindler**; Ottoman: **CAI Designs**;
(Gathering Space) Sofa: **CAI Designs**; Bench fabric: **Rozmallin**;
Lanterns: **City Lights Detroit**



The designer included plants to add life to the space and an element of nature to increase relaxation.



High performance fabrics and clean design make this a carefree and comfortable entertainment space. Photographs by Holly Tenneriello.

DIGNIFIED FAMILY ROOM | Artichoke Interiors

Sometimes you just need a place where everyone in the family can relax and unwind. Enter Dawn Jacobs, principal designer at *Artichoke Interiors* and her Lake Orion-based client: “The homeowner wanted to create a lower-level area that she could use to entertain and relax in tandem with her two teenage boys,” the designer says. Jacobs customarily starts her design process by assessing how the client would like to use the space, identifies the style and layout, and then creates drawings, and finally selects materials and finishes.

“The client was looking to create a beautiful area where she didn’t have to worry about high-maintenance materials,” Jacobs says. As a solution, she selected luxury vinyl flooring, leather chairs, performance fabrics and rugs, as well as distressed and reclaimed wood that harmonize into a sophisticated and carefree space.

Although it was not photographed, a focal point in the room includes a stone wall behind the TV viewing area. “It adds an element of surprise and depth, as well as texture through the use of natural material,” the designer says. “I love how the homeowner’s personality shines through with art that reflects her lifestyle and interests, along with accents in her favorite colors.”

Sofas and leather chairs: **CAI Designs**; Dining table and TV console: **Lighting Resource Studio**



Whether it's a large family meal, or an intimate fireside chat, this room can accommodate either with ease. Photograph by Martin Vecchio.

COMFORTABLE CHANGE | Stalburg Design

The owners of this Beverly Hills home were ready for some big changes. Lead Designer Tina Penz and Principal Barbi Stalburg Kasoff of *Stalburg Design*, worked together to reconfigure the layout of this former main living room into a generous dining and hearth room. “Originally, the living room abutted a very small kitchen, and the dining room was on the other side of the home.” Penz explains. “To make better use of the spaces, we expanded the kitchen footprint by knocking down the wall to the dining room and sinking a beam into the ceiling. From there, the living room became a large dining and hearth room—this allowed the kitchen and dining room to flow together and utilize the entire width of the home.”

Other additions include a cozy new seating area in front of a newly revamped fireplace featuring built-in shelving and cabinets, as well as bespoke artwork that hangs above the hearth. “Textured tile on the fireplace creates an industrial and earthy atmosphere, while custom gunmetal built-in bookshelves create a display space for meaningful objects and personalization,” Kasoff says.

Swivel chairs: **CAI Designs**

Side Effects

More than an afterthought or a place to balance your drink, side tables add character and a layer of sophistication to living spaces. Take a peek at some of our top picks.

By Tanya Zager Chisholm





1.



2.



3.



4.



5.



6.

- 1. Orbit End Table by Thomas Pheasant for **Baker|McGuire**
- 2. Prosecco Table, **Baker|McGuire**
- 3. Chase Spot Table, **Baker|McGuire**

- 4. Clarence Table by Michael Berman, **Kravet/Lee Jofa/Brunschwig & Fils**
- 5. Addison Chairside Table, **CAI Designs**
- 6. Gamma Side Table, **Designer Group Collection**



Four Hands Ruben End Table, **Verce Design**



1.



2.



3.



4.



5.

1. Four Hands Blanco End Table, **Verce Design**

2. Barcelona Side Table, **Chatham House Lifestyle Gallery**

3. Franks Drink Table by Michael Berman, **Kravet/Lee Jofa/ Brunswick & Fils**

4. Dune End Table, **Rita O'Brien Interiors**

5. Olive Nesting Tables, **Chatham House Lifestyle Gallery**

Entertainer's Delight

An active family of four embarks on a transformative journey with Scavolini Store Detroit to redefine their home, focusing on the heart of their living space – the kitchen.

Photos by Laura McCaffery





This charming 1960s home located in Ann Arbor underwent a large extension project that nearly tripled the size of the kitchen while adding a walk-in pantry, butler's pantry, and a bonus upgrade to the primary suite upstairs. "The addition, which was a collaborative effort with Momentum Construction and Z Architecture, completely transformed the first floor living space into a culinary haven that is more in tune with the family's vibrant, outgoing personality," explains Niki Serras, Partner/ Owner of **Scavolini Store Detroit**.



THE CHEF'S KITCHEN

The man of the house is an avid chef, so ample storage, high-end appliances, and plenty of counter space were imperative. A double island layout takes center stage, with the first island acting as a working hub equipped with a sink and housed storage. The second island, which faces the open living area, was designed to mimic the concept of a chef's table—an age-old tradition once reserved for VIP rooms at premier restaurants. This island allows for seating on both sides and acts as a dynamic space where friends can engage with the family chef without disrupting the cooking process.

When not entertaining, the kitchen is a practical gathering space for the family. While the husband prepares routine family dinners, the wife and children use the secondary island for homework or other casual activities.





THE CHEF'S ARSENAL

A walk-in pantry—that's really more of a secondary kitchen—is located behind a pair of rustic rolling doors and conceals additional culinary delights. This expansive space allows the homeowner chef to craft his own bread, charcuterie, and various cuisines that he has perfected from around the world.



The utilitarian space also features a second full-size refrigerator, a meat locker where the homeowner cures and dries his own meats, and an additional hidden walk-in pantry that is tucked into the corner.



THE CHEF'S BAR

A standout feature of the renovation was the butler's pantry, cleverly transformed into a stylish bar for entertaining friends and family. All cabinets were provided by Scavolini, with a unique design element—cutouts at the back, allowing a visual journey through the cabinets to the backsplash tiles.



With extra storage for dinnerware and serving trays, built-in refrigeration and icemaker, this space seamlessly connects the formal dining room to the main kitchen and is equipped to keep the party going well after dinner is served!

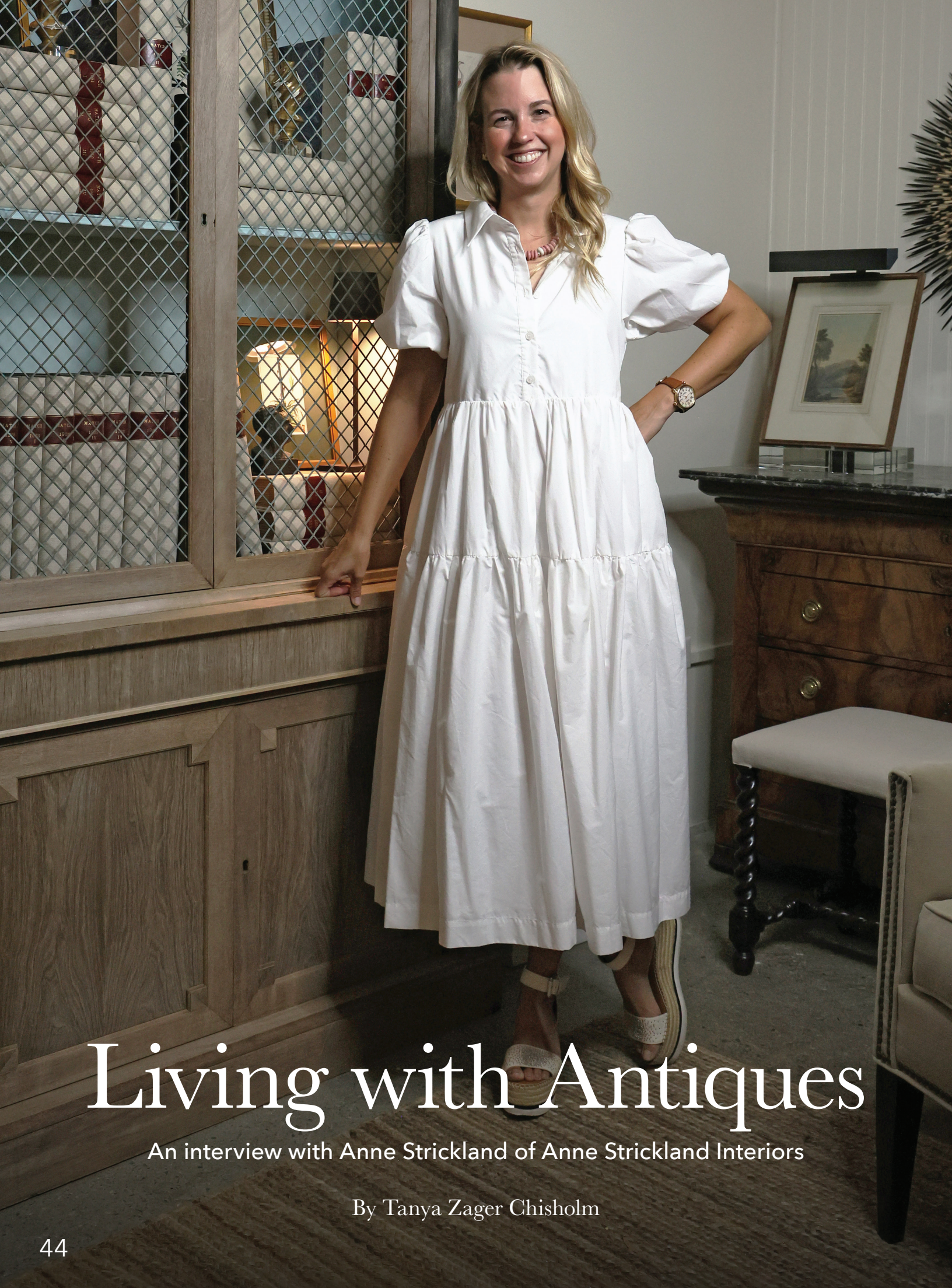


THE CHEF'S QUARTERS

Beyond the kitchen, the home's second-story primary suite underwent a total transformation, where Scavolini extended their expertise to the bathroom and walk-in closet. "These spaces tend to be personal by nature, so much of my conversation with the homeowners revolved around the importance of storage and determining precisely who needs what and why," says Serras.



The result was a harmonious blend of wet and dry rooms, carefully designed to accommodate storage needs without compromising style.



Living with Antiques

An interview with Anne Strickland of Anne Strickland Interiors

By Tanya Zager Chisholm



Principal Designer Anne Strickland of Anne Strickland Interiors, surrounded by inspiration in her Michigan Design Center studio.

We caught up with award-winning Interior Designer Anne Strickland, principal designer of *Anne Strickland Interiors*, to get some advice on how best to infuse antiques and vintage pieces into our interiors. Her philosophy on living with antiques just might surprise you.

You're well-known for your skill in incorporating vintage and antique items into your designs. What is it about these items/style that appeals to you?

I like designing with antiques because they create a one-of-a-kind environment. Antiques provide the opportunity to create an individual aesthetic and by mixing pieces that speak to you, you're creating your own story.

Do you have a favorite find?

Oh man. I have so many pieces that I am drawn to and enjoy daily. Maybe the Antique French rooster sign I have hanging in my pantry. It really adds an unexpected element to an otherwise polished environment. There's also an early 20th-century Italian portrait painted in oil in my dining room that has provided a bit of mystery. I love the composition of the brush strokes and the likeness of the subject. He's wearing what looks to be a blue painter's smock—I've always wondered if this was a self-portrait of the artist.

One of the biggest reasons some people shy away from antiques can be that they're worried about damaging them, especially if they have children. What's your advice?

I'm not very worried about my antiques. Knicks and scratches just add another layer to an already evolving patina of 200 years of use!

Time-worn finishes can be a bit more forgiving, which is a real plus for active households.

Photo by Kristin Greenwald





Tightening loose joints is key to the reupholstery process.

What are some special considerations when putting antiques to use, like furniture for example?

Nothing is perfect, but if you find great trade professionals who can help you rework, tighten, and oil the antique they will look a lot better. I don't know that I've ever bought a piece that hasn't required some sort of love.

A picture light gives this portrait pride of place and creates a nice focal point in an otherwise dark corner.

Photo by Jesse David Green





Sometimes people are drawn to pieces that they know little about. Do you have any suggestions or resources to identify if a piece is in fact an antique or research an antique's history or provenance?

I Google and search all day. I think websites like 1st Dibs can also help narrow down terms and specifics to give you a better background to express what you're drawn to. There are also great shows on PBS and YouTube that can be entertaining to watch and learn from.

What if you have an heirloom piece that's been handed down over many generations that doesn't seem to go with your décor?

Try bleaching it or reupholstering it in a big stripe, chunky linen, or lush mohair. You could also keep it just as it is and simplify everything around it. Heavier, older pieces can take on an almost sculptural interest within a simpler space and accessorized with pieces that have more minimal lines. I always love the contrast.

What are some of your favorite ways to freshen up a tired antique? Anything you should avoid?

I reupholster a lot of antique pieces that have interesting lines that have previously been lost in a busy fabric. If you layer in some tailored details, like a contrast welt or grosgrain trim with nail heads, they can look current.



Careful use of color and pattern help pieces from different eras live in harmony.

Photo by Jeff Garland

Finally, how much is too much? Can you ever have too many antiques in an interior design?

I think it's all about contrast and balance. If you think you're getting too heavy with the antiques, lighten the walls, the upholstery, and do some light draperies to add softness. Or if you are getting too light in your decor, buy something a bit crusty and interesting—like a dark piece with a really fabulous patina that will anchor the whole space. Use a sisal rug. Get the lighting right. Set the mood!

Storage in Style



Homeowners Jessica and Moses Fram collaborated with California Closets Michigan to bring a touch of personalized luxury to their newly-built home in Bloomfield Hills.

Photos by Amanda Rose



Pictured here is homeowner Jessica with her daughter in the primary closet.

“Before the foundation was even poured, we had begun designing these customized storage solutions for the young family of five,” explains Jenna Wittbrodt, Design Coordinator and Director of Sales and Marketing at **California Closets Michigan**. “Moses, a builder himself and the owner of MKD Development, Inc., was working with architectural design firm Martini Samartino Design Group on the overall home, but needed our expertise to craft a primary closet, laundry room, mudroom, and children’s closets that seamlessly integrated with their lifestyle.”



THE PRIMARY CLOSET: A RETREAT OF ELEGANCE

Bathed in natural light and enhanced by integrated lighting, the space is a perfect blend of style and practicality. The closet caters to the wardrobe needs of Jessica, who desired ample storage without compromising on design aesthetics.

Light Fixture: **Lighting Resource Studio**



The masterful design details include gold acrylic hardware, slanted shoe storage, glass doors for handbag display, multi-functional mirrored doors, jewelry drawers and hooks, crown molding, an aluminum frame door with etched glass, and a variety of textures for added visual interest. The incorporation of both ribbon and puck lighting ensures that the space is not only visually stunning but also highly functional.



This vanity area has proven particularly popular, having gone viral on Instagram when shared by California Closet's corporate account. It is the ideal space for Jessica to get ready for a night out without having to leave the comfort of her closet!



CHILDREN'S CLOSET: GROWING UP IN STYLE

Boasting ample hanging space, a designated area for shoes, a tilt-out hamper, and a color scheme featuring grey wood grain and gold accents, this stylish closet is sure to grow with the Fram's only daughter for years to come.





LAUNDRY ROOM: WHERE STYLE MEETS UTILITY

Featuring a countertop area with a sink for added convenience, built-in hampers for efficient sorting, and custom cabinets accommodating a steamer and double washer and dryer, this space exemplifies practical luxury.

Tile: **Cercan Tile**



MUDROOM: ORGANIZATION WITH A TOUCH OF LUXURY

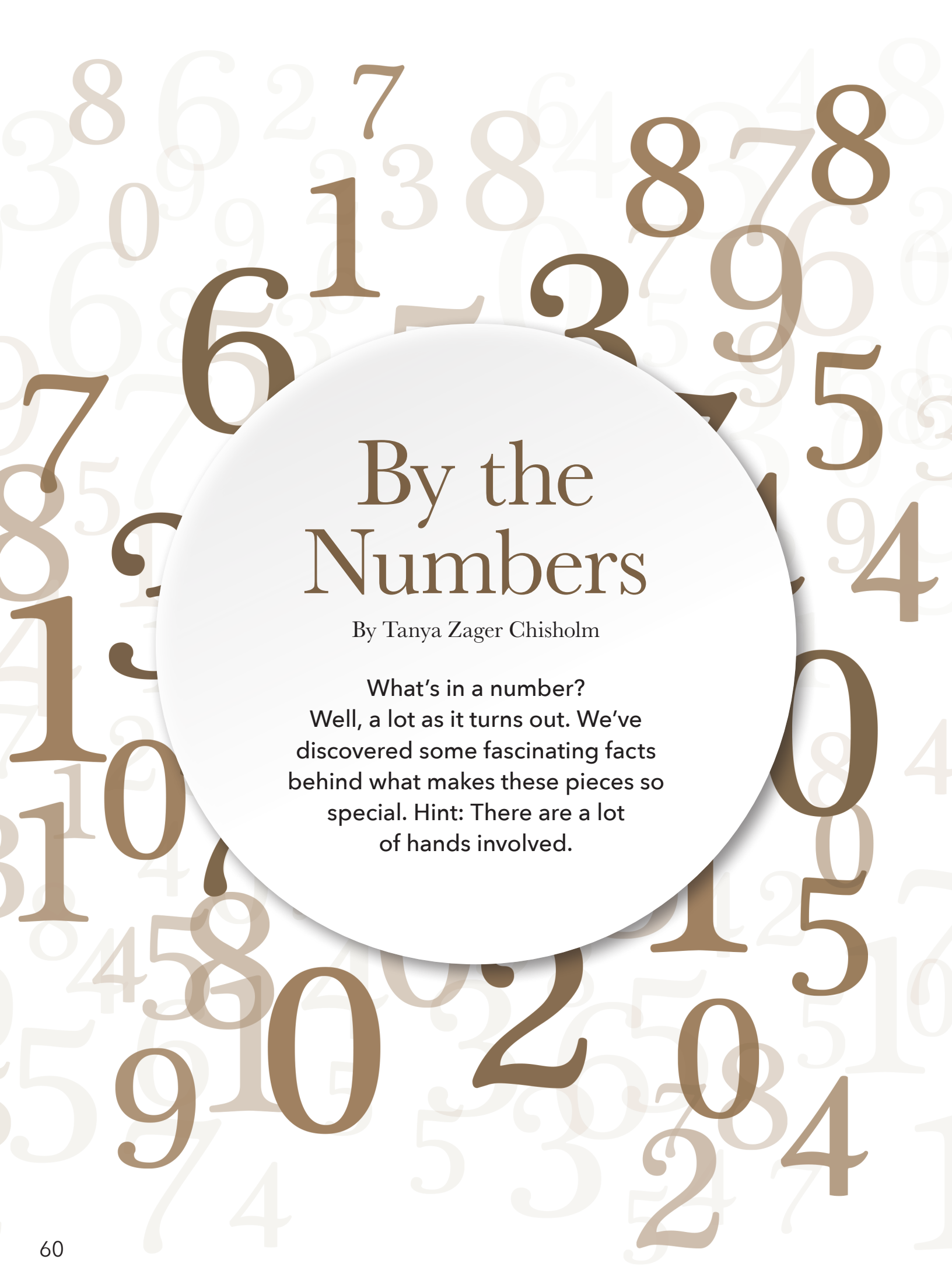
The mudroom boasts lockers for every family member with hidden locks for each cabinet, a bench with shoe storage below, bottom cap lighting, and five-piece doors with an eco-resin insert. These thoughtful design elements create a harmonious blend of organization and style ideal for the active family's on-the-go needs.

Tile: **Cercan Tile**



“It was truly an honor to contribute to this journey with the Fram family. We look forward to seeing how they grow with their beautiful new home!”

Jenna Wittbrodt, California Closets Michigan




By the Numbers

By Tanya Zager Chisholm

What's in a number?

Well, a lot as it turns out. We've discovered some fascinating facts behind what makes these pieces so special. Hint: There are a lot of hands involved.



6 & 7

The generations of experience passed on to the Moroccan craftsmen responsible for creating the Idris by Ait Manos handmade collection including: Itzer Mosaic, Dakhla Mosaic, and Guercif Mosaic available through **Ann Sacks**.



38

The number of individually colored screens manually applied and repeated along large expanses of fine linen and cotton to create the unparalleled detail and saturated color of the Clarence House Passage to India handprinted fabric available through **Rozmallin**.



333

The number of glass elements hand engraved by master glassmakers on the island of Murano and placed in a “stecche” pattern to create the Kingsley Chandelier, giving it a personalized finish and uncommon illumination. Available through **Baker|McGuire**.



2,000

Degrees Fahrenheit the kiln reaches to melt glass to create the hand-blown Wanderlust bowls by Epiphany Studios. Kilns run around-the-clock 365 days per year and can take six days to reach the exact temperature needed to blow a specific piece. Each Wanderlust bowl is created by picking up different colors of cut glass and strips of Dichroic glass, then are blown, cut, and swirled into spectacular glass bowls that are named after locations the creators have visited or want to explore. Available through **Ruth Casper Design Studio**.



5,500

The number of silkworms required to produce 1 kilogram (2.2 pounds) of raw silk. A silkworm spins a cocoon around itself in three to four days, and 2,500 to 3,000 cocoons are needed to make just one yard of Jim Thompson woven silk fabric available through **Tennant & Associates**.



1,500,000

The number of individually hand-tied knots created by five weavers sitting side-by-side for five to six months in order to produce a nine-foot by 12-foot Tufenkian carpet. Each step of the rug-making process is performed by hand: shearing the sheep, washing the wool in a river, carrying the wool to dry high atop mountain plateaus, then carding, spinning, and dyeing—all before reaching the weavers. These truly one-of-a-kind rugs (from left) Palisade Glade and Plume Pine are available through **The Ghiordes Knot**.





Discover the value an interior design professional can bring to your next home project.

An expert designer will help you with space planning, furniture and finish selections, and custom touches that bring your vision to life. Call 248.649.4772 for a personalized referral or visit michigandesign.com to see the portfolios of more than 40 designers.

MICHIGAN DESIGN CENTER

OUR LEGACY IS DESIGN

1700 Stutz Drive | Troy, Michigan 48084 | 248.649.4772 | michigandesign.com

